

7

Practical

Aim - To create a composition to express feeling and emotion.

Objectives

On completion of this Practical, you will be able to:-

- express their emotions and feelings through their pictures.
- create a composition which bears the distinct mood and emotion.

Application

- learner should try to bring proper expression in the gesture and body language of the figures in co-ordination to inorganic elements.



gesture and body language



gesture and body language

- ***The flow of line application of the colours, and texture should be used in such a manner that desired emotions and feelings are properly expressed.***



Mother and Child

Motherly love could be expressed through the gesture in lips, eyes and soft touch of hand.

- *The festive mood could be expressed by gestures like raised arms, smiling faces – each other in a very bright and warm colour composition.*



Deepawali



Eid



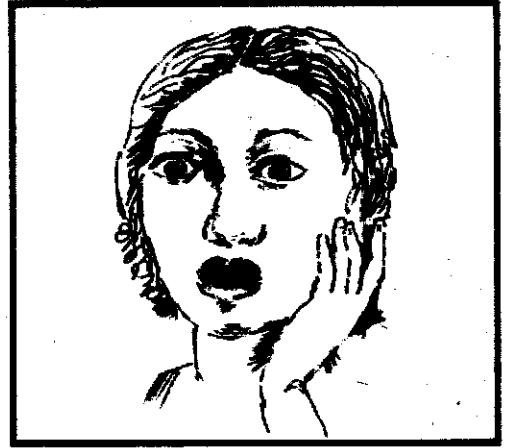
The great boat race festival of Kerala

- **The composition should reflect the same mood on the viewers to enjoy the painting, That is the success of your creation.**

Different moods could be used like




Cry



Wonder




Smiling face



Sadness



Mirth



Anger