



Painting (332)


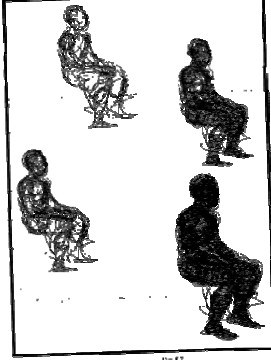
L No	Title of the Lesson	Skill	Activity
5	Sketching from Life and Memory	Appreciation ability, Creative thinking, Critical thinking, Problem Solving	Visiting studio and Library to be able to identify and learn about the sketching.

Meaning

Man is a social animal. He adopts one or the other medium to express his thoughts and feelings, such as writing, speaking, dancing, singing, and painting. A student expresses his emotions by drawing lines at random. Then he likes to make pictures and paintings. Sketching is the first step to realize one's feelings and thoughts. In this lesson the different aspect of sketching is highlighted as to how to make it easy to make the shape and form of a thing through sketch, On the basis of the sketches given in the lesson, by practicing he can develop imagination, creativity and skills.

Art Work	Important Elements
 <p style="text-align: right; font-size: small;">Fig. 5.1</p>	<p>Sketching is a pie-stage of drawing where the artist draws with a free and unassisted hand, that is to say, with no reference marks to suggest the outlines limits, no grip to help proportion. See the master copy of the sketch.</p>
<p>Definition of Sketching</p>  <p style="text-align: center; font-size: x-small;">Fig. 5.2</p>	<p>While sketching it is necessary to see the human forms, animal, birds, flowers, trees, etc... to place the figure properly on the page seems both simple and obvious, but one should bear in the mind the basic proportion of the human figure and object. The ideal proportion of the human body approximately seven and half head high. Take a head from the crown to the end of the chin as a unit of measurement.</p>
<p>Method of Sketching</p>	

Painting (332)

		<p>It is preferred to draw from memory. The learner will put something from their vague recollection of the objects or figures. This will be a creation rather than copying as they are able to transcend the theme in their own way through memory.</p>
<p>Sketching from Memory</p>		

Let us Know	Let's Do	Maximize Your Marks	Extend Your Horizon
<ul style="list-style-type: none"> • Sketch serves to drawing as the back-bone to the body, to keep the body straight well shaped and attractive. 	<ul style="list-style-type: none"> • Visit the studio and library and collect some references and clear your concept about sketching and its technique. • Collect some master copy of the sketches of renowned artists from the library and study. 	<ul style="list-style-type: none"> • Read the general description and important elements of the sketching in your text book carefully. • Try to create different types of sketches on your own. 	<ul style="list-style-type: none"> • Read and observe some artists work to develop your interest in the field of fine arts. • Watch the method of master work and talk famous artists about the different type of techniques of the sketching.
<p>Evaluate Yourself</p> <ul style="list-style-type: none"> • What is the definition of sketching? • Draw a sketch of sitting posture of human of a baby. 			

Painting (332)

- Draw and colour a bird.